




---

PROJECT

---

CATALOG #

---

TYPE

---

NOTES

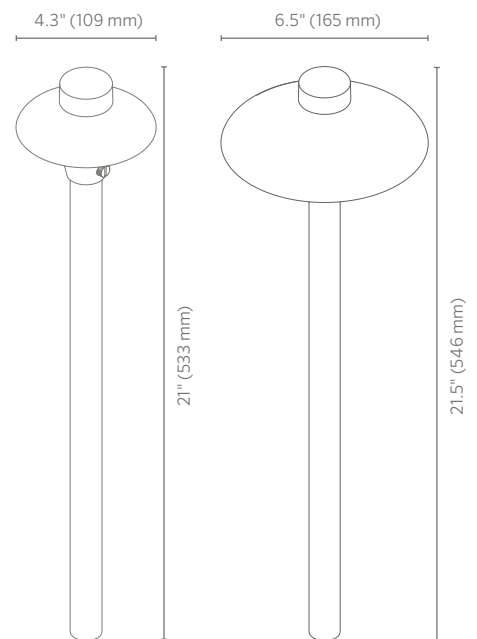
---

## C-PL-4/7 Path Light STANDARD PLUS

Made with durable, midgrade brass, the compact C-PL-4 and C-PL-7 path lights are perfect additions to lighting projects for budget-conscious clients. Because of their corrosion-resistant construction, they are especially at home in coastal regions.

### Quick Facts

- Midgrade brass construction
- Antique bronze finish
- Corrosion-resistant design
- G4 lamp base
- Input voltage: 10-15V



# C-PL-4/7 Path Light SPECIFICATIONS

Lamp	LED-20W
Halogen Lumen Output Equivalent	20W
Minimum Rated Life (L70)	33,000 Hrs.
Input Voltage	10 to 15V
Input Power	1.6W
VA Total	1.7W
Total Lumens	35
Lumens per Watt (Efficacy)	30
CRI (Ra)	80+
Dimming	Phase
Luxor Compatibility	
ZD Option	Use Luxor Cube (LCM-LV)

## FX Luminaire

FX Luminaire is an industry-leading manufacturer of landscape and architectural lighting products with a focus on the advancement of LED technology and digital lighting control with zoning, dimming, and color adjustment capabilities. We offer a full spectrum of specification-driven lighting fixtures that can be utilized to create elegant, cutting-edge landscape lighting systems for commercial or residential applications. Our products are available exclusively via our extensive professional distributor network.

## Materials

Die-cast mid-grade brass housing/knuckle assembly with brass hardware.

## Lamp

G4 lamp base. Preinstalled G4 LED lamp option offers a warm 2,700K color temperature with a minimum rated life (L70) of 33,000 hours.

## Socket

G4 socket. Ceramic socket base with heat-resistant contact pad.

## Wiring

18 AWG (1 mm); SPT-1W; 220°F (105°C); 300V; 10' (3 m) length.

## Power

Input 10-15 VAC/VDC 50/60 Hz. Remote transformer required (specify separately).

## Lens

Tempered glass lens with shock resistance and high tolerance for thermal expansion and stress.

## Finish

Antiqued finish with brushed effect.

## Weight

2.5 lbs. (1.1 kg)

## Manufacturing

9001:2015 certified facility

## Hardware

Includes 10" (254 mm) polycarbonate slotted installation spike.

## Ambient Operating Temperature

-30°F to 140°F (-34°C to 60°C)

## Sustainability

Innovation meets conservation in the design and manufacturing of our products. Where we can, we use recycled materials while maintaining superior functionality. Our LED products provide high-quality light at optimal energy efficiency, lifespan, and durability.

## Installation Requirements

Designed for installation in the downward lighting direction only.


## Warranty

10-year limited warranty on luminaire; 5-year limited warranty on preinstalled FX LED lamp; no warranty on incandescent or halogen lamp.

## Listings



# C-PL-4/7 Path Light ORDERING INFORMATION

Fixture Size	Lamp Option	Riser Length	Finish
<b>C-PL-4</b>	■ <b>LED20W</b> 20W Equivalent LED Lamp, 2,700K	■ <b>18R</b> 18" (457 mm) Riser	■ <b>AB</b> Antique Bronze 

## C-PL-7








EXAMPLE FIXTURE CONFIGURATION:

C-PL-4-LED20W-18R-AB

\* Ships with Long Slot Spike

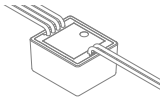
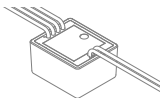


### MOUNTING OPTIONS: Specify Separately

Mounts	Catalog No.	
■ <b>SUPER SLOT SPIKE</b> 2.5" (63 mm) x 10" (254 mm)	753900	
■ <b>SUPER J-BOX</b> 2.5" (63 mm) x 12" (305 mm)	SJ-XX*	
■ <b>3-PRONG SPIKE</b> 5.1" (63 mm) x 9.0" (229 mm)	250020020000t	
■ <b>PROAIM™ RATCHETING SPIKE</b> 2.5" (63 mm) x 10" (254 mm)	PARS	
■ <b>POST MOUNT</b> 2.5" (63 mm) x 13" (330 mm)	PM-XX*	
■ <b>VERSABOX®</b> 2.2" (57 mm) x 1.5" (39 mm)	VB-050-XX*	
■ <b>MINI J-BOX</b> 3.5" (89 mm) x 1.3" (34 mm)	MJ-050-XX*	

\*YY = riser height in inches (6" increments between 6" and 36"; 152 mm increments between 152 mm and 914 mm), XX = finish code

### LUXOR® TECHNOLOGY OPTIONS: Specify Separately

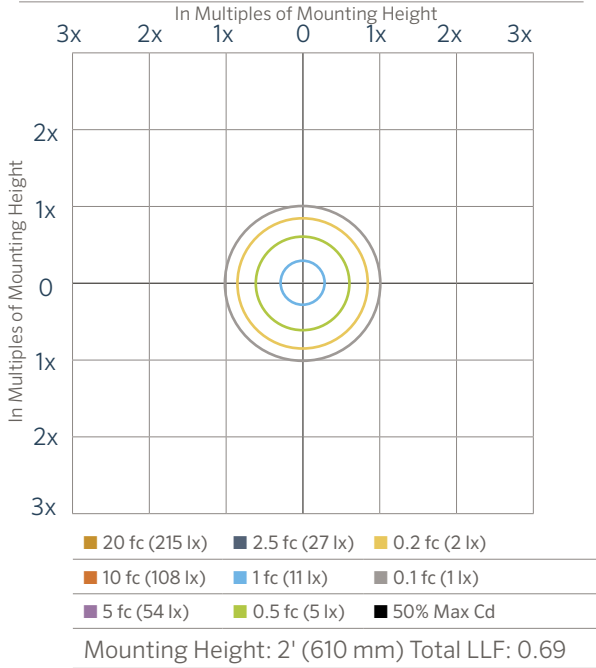
Cubes	Code	
■ <b>LOW-VOLTAGE CUBE</b> Supports AC dimmable LEDs and incandescent MAX LOAD: 60W/5A	LCM-LV	
■ <b>RELAY/0-10V CUBE</b> Supports relay switch MAX LOAD: 250VAC/5A	LCM-RLY-010V	

### RISER OPTIONS: Specify Separately

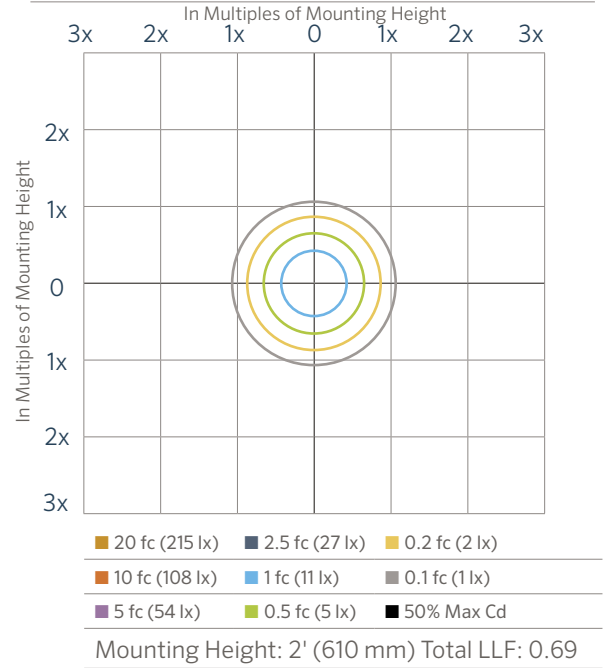
Riser	Code	
■ <b>RISER</b> 0.8" (21 mm) Diameter	YY-R-GT-XX*	

# C-PL-4/7 Path Light PHOTOMETRICS

C-PL-4 LED 20W Isofootcandle Plot

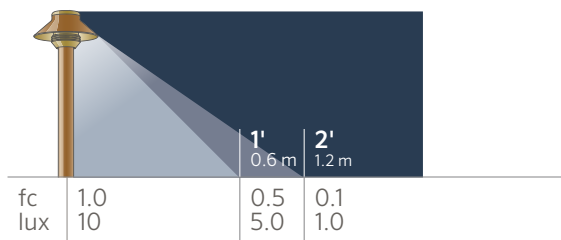


C-PL-7 LED 20W Isofootcandle Plot



## FIXTURE SPACING

### C-PL-4 LED20W



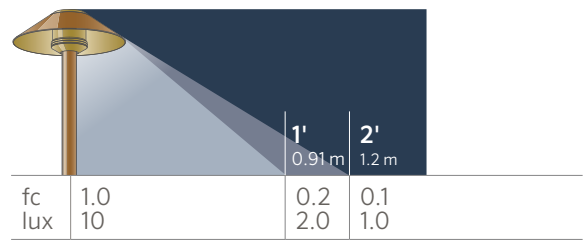
Recommended spacing for area lights

**12' (3.7 m) Residential** applications at 0.1 fc (1.1 lx)

**5' (1.5 m) Commercial** applications at 0.5 fc (5.4 lx)

## FIXTURE SPACING

### C-PL-7 LED20W



Recommended spacing for area lights

**12' (3.7 m) Residential** applications at 0.1 fc (1.1 lx)

**5' (1.5 m) Commercial** applications at 0.5 fc (5.4 lx)